

TS40 DA_BC F 2-6 FR Door Closer (with delayed action)



Standards & Certification

- EN 1154 Performance tested
- EN 1634 Fire tested
- CE marked

Standard Features

- Power adjustable 2 – 6 by spring
- Rack & Pinion mechanism
- Universal application
- Adjustable closing speed and latch action
- Extruded aluminium body
- Flat bar armsets

Specifications

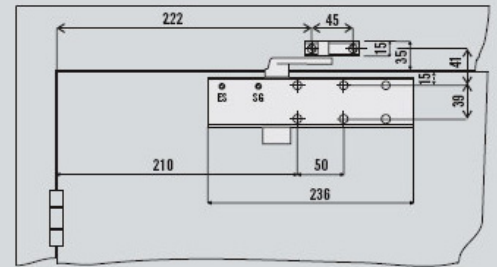
- Powersize 1400mm / 120kg

TS40 DA F 2-5 Door Closer

TS40 DA F 2-5 Door Closer

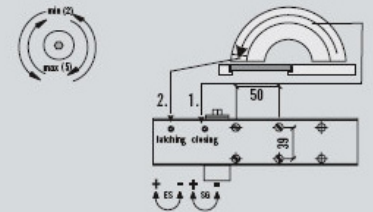
Standard mounting pull side

Assembly drawing



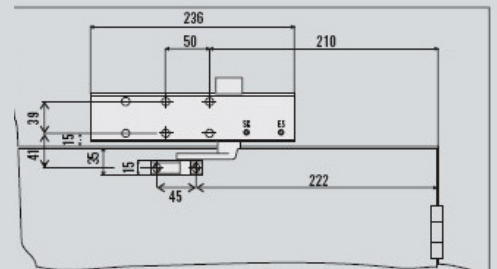
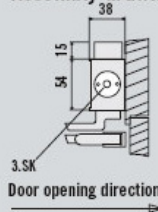
Closing force diagram

1. Closing speed (SG)
2. Latching speed (ES)
3. Closing force (SK)



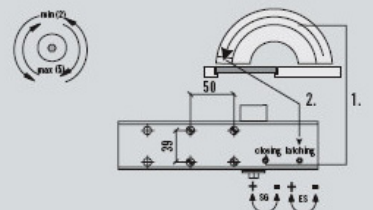
Head mounting push side

Assembly drawing



Closing force diagram

1. Closing speed (SG)
2. Latching speed (ES)
3. Closing force (SK)



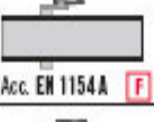



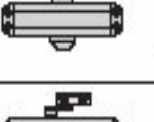
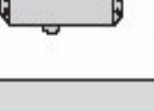


Standard moulding pull side

Assembly drawing



TS40 DA F 2-5 Door Closer

Specification Type	Doors						Possibility of adjustment				Color					
	Size acc. EN	Interior doors		Exterior doors		Fire- & smoke protection doors		latch	Closing speed	Back-check	Delayed action	Silver RAL 9006	White RAL 9016	Brown RAL 8014	Satin or polished stainless steel	Others on request
		light	heavy	light	heavy	up to 1250 mm	up to 1400 mm									
 TS-42 V4A-Door closer	6 - 7/ 6 - 8		✓		✓			X	X						X	◆
 Acc. EN 1154 A F TS-41	1 - 6	✓	✓	✓	✓		✓	X	X	X	◆	X	X	X	X	◆
 Acc. EN 1154 A F TS-40	2 - 5	✓	✓	✓	✓	✓		X	X			X	X	X	◆	
 TS-21	2/3/ 4/5	✓	✓	✓				X	X			X	X	X	◆	
 TS-11	1/2/ 3/4/5	✓	✓	✓				X	X			X	X	X	◆	
 Acc. EN 1154 A F TS-11F	2/3/5	✓	✓	✓	✓	✓		X	X			X	X	X	◆	
 TS-10	2/3/4	✓	✓	✓				X	X			X	X	X		
 TS-10D	2/3/4	✓	✓	✓				X	X			X	X	X		

